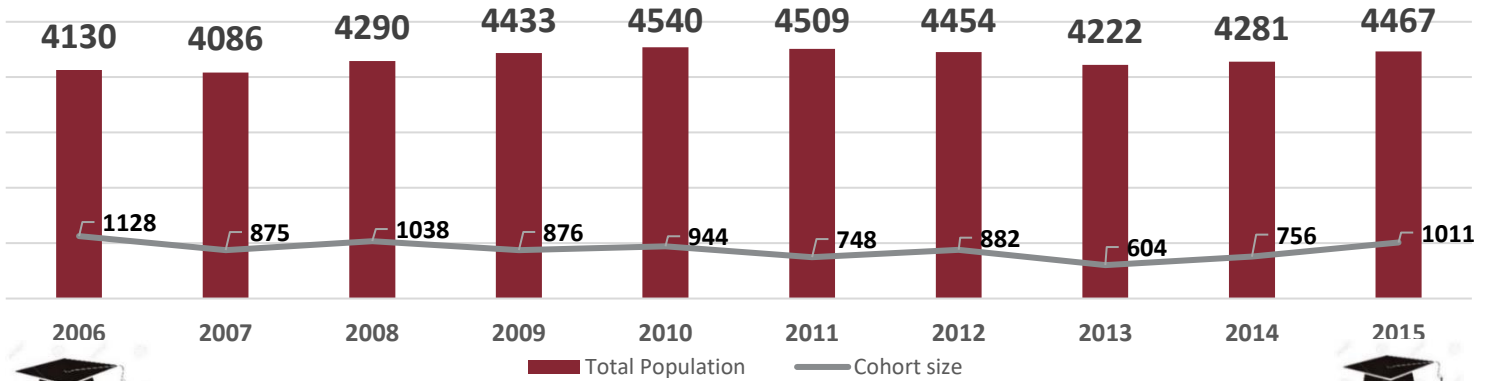


University of Maryland Eastern Shore Graduation Rates



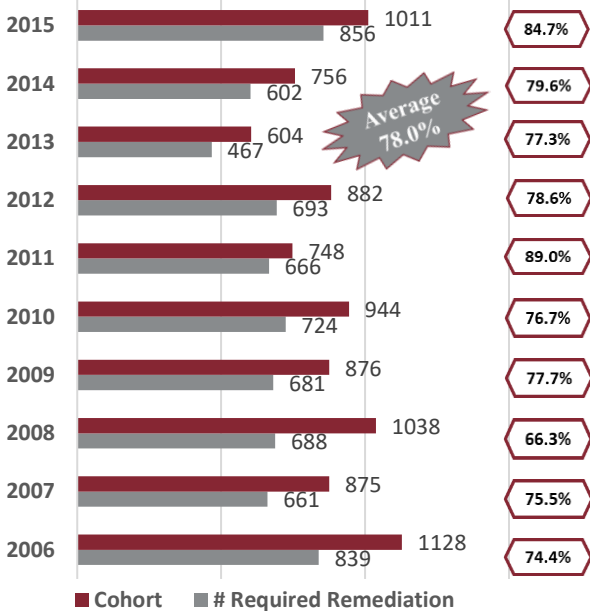
Total Student Fall Enrollment (Undergraduate, Graduate and Professional)



NOTE: The **cohort** size represents the number of first-time full-time students.



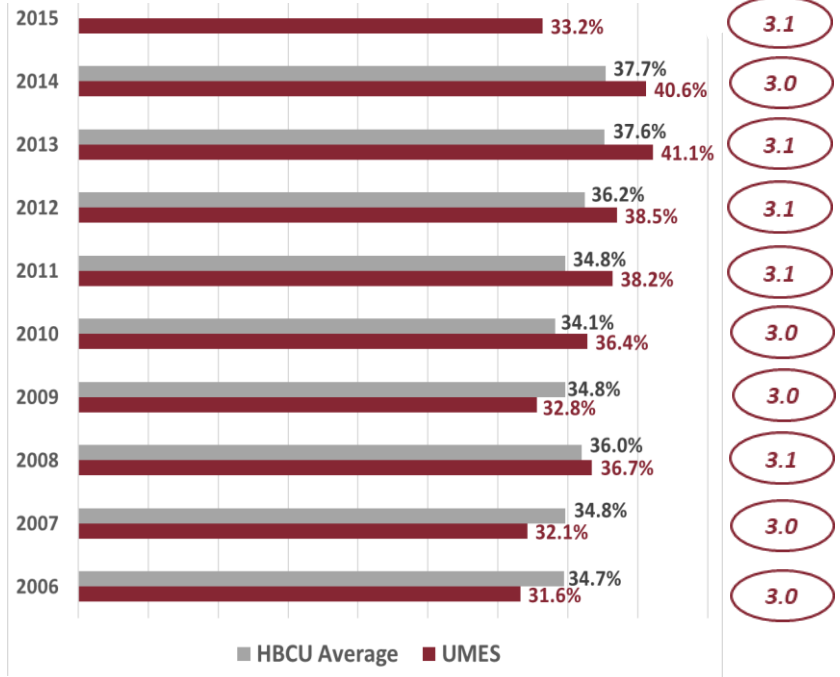
Number and percentage of cohort students that required a developmental course.



What we are doing to increase the graduation rate.

- * We offer course offerings in sequences to keep students on track.
- * We monitor our student's progress at the program level using intrusive advising.
- * We implemented several intervention programs: FOCUS, 15 to Finish, MADE, and SMART THINKING.
- * We increased peer tutoring/mentoring services.

A comparison of the HBCU Average and UMES Graduation Rates



The number of cohort students that pursued additional degrees (Certificates, Bachelors, Masters, and doctorates) between 2011 and 2015.



The number of cohort students between 2011 and 2015 that pursued a graduate degree.

