



Office of Decision Science and Visualization
Division of Academic Affairs

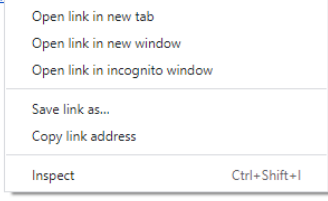
J. T. Williams Hall Suite 3104
Princess Anne, Maryland 21853
Office: (410) 651-7531

INSTRUCTIONS:

- 1. Right-click the link below and a select menu will appear.

Link web version of the report

<https://app.powerbi.com/view?r=eyJrjoiNTMyZjM3NTY0GExMC00YTc2LWlwZmEtZjk5YzNiYWMvzMDVxliwidCI6ImxkMGnkNzBILTlONzktMDI3MS05MTRmLTRhMTc4ZmNmNjc5ZSIsImMiOjF9>



Urban Wiggins, Ph.D.
Vice Provost
Decision Science and Visualization
Office of Academic Affairs
University of Maryland Eastern Shore
J. T. Williams Hall Suite 3104
Princess Anne, Maryland 21853
Office: (410) 651-7531
uwiggins@umes.edu

This is the home page.

Institutions in Peer Group	
Institution Name	State
Alabama A & M University	AL
Albany State University	GA
Alcorn State University	MS
California State University-Bakersfield	CA
Fort Valley State University	GA
North Carolina A & T State University	NC
Prairie View A & M University	TX
South Carolina State University	SC
University of North Carolina at Pembroke	NC
Virginia State University	VA



2. Move the cursor over and left-click the “Open link in new window” item. This opens a new browser window on your computer. (If the screen remains blank for more than 3 seconds. Click the REFRESH button next to the address bar.)



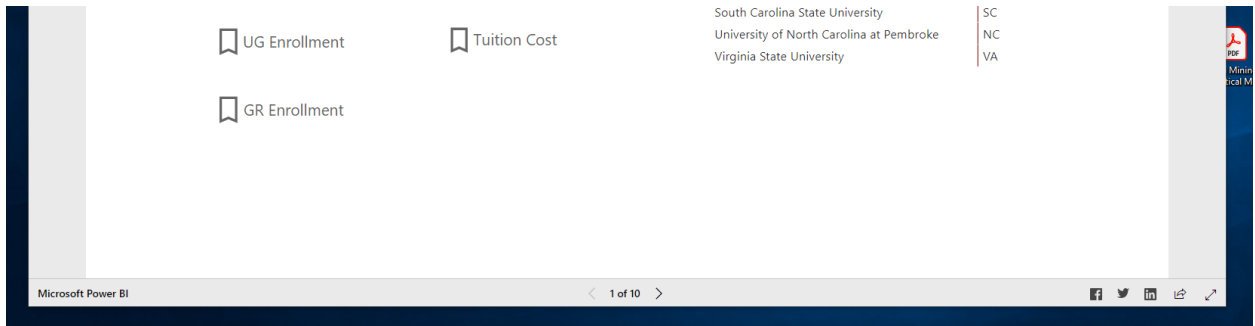
Now that you have opened the demo environment, you are free to “play”. Please this is the PUBLIC facing site and the information it contains will be available to everyone to see.

The operations to use the site are varied and the order is not restricted. With that said, here are few features you may want to explore.

STEPPING THROUGH THE SITE

There are 10 pages to this site and to view each tab/page:

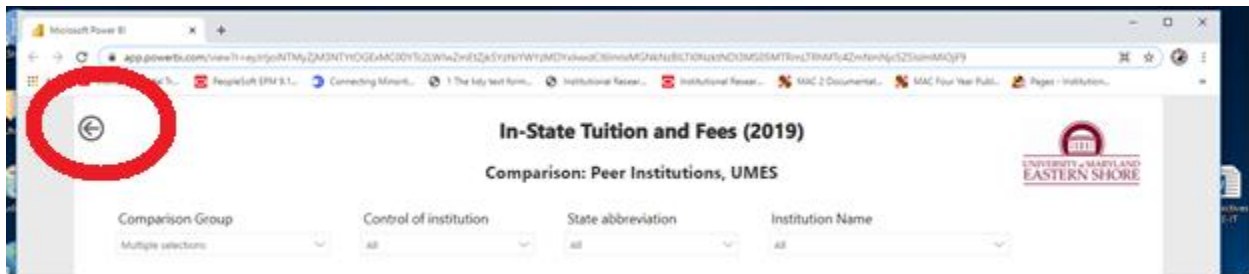
1. Left-click the “>” at the bottom center of the page once to view each page.



2. Keep clicking until you reach the last page where it will say “10 of 10”.

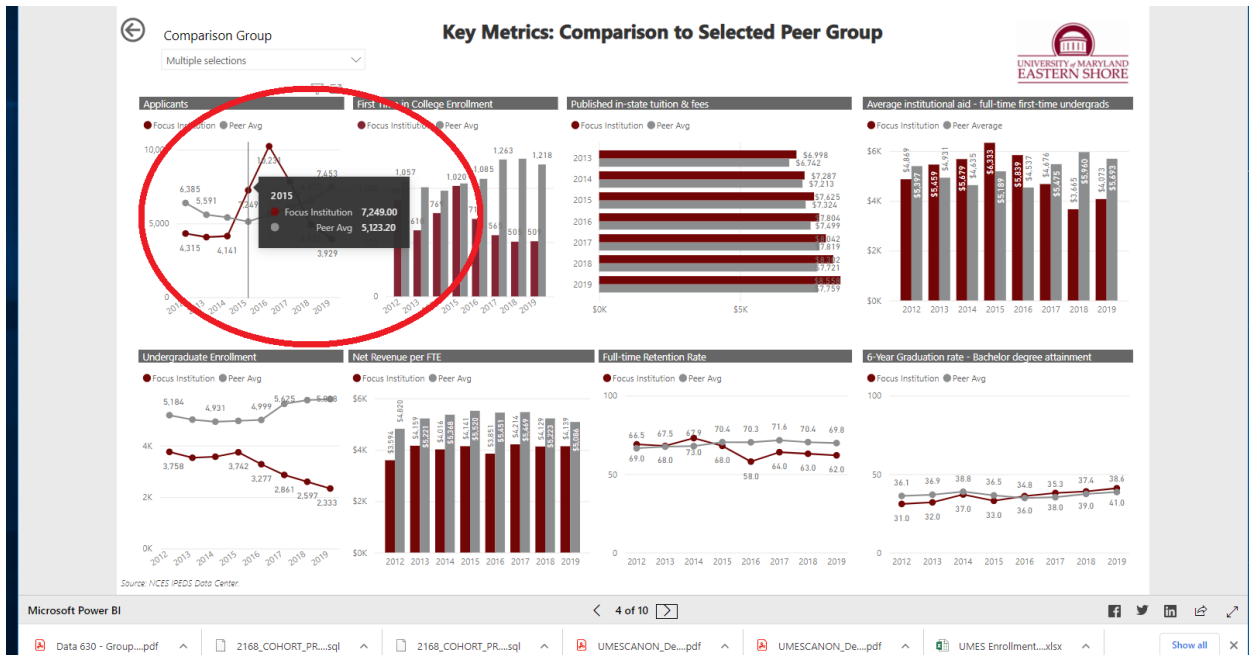


- To return to the home page (page 1 of 10), click the home arrow in the upper left corner of the page.

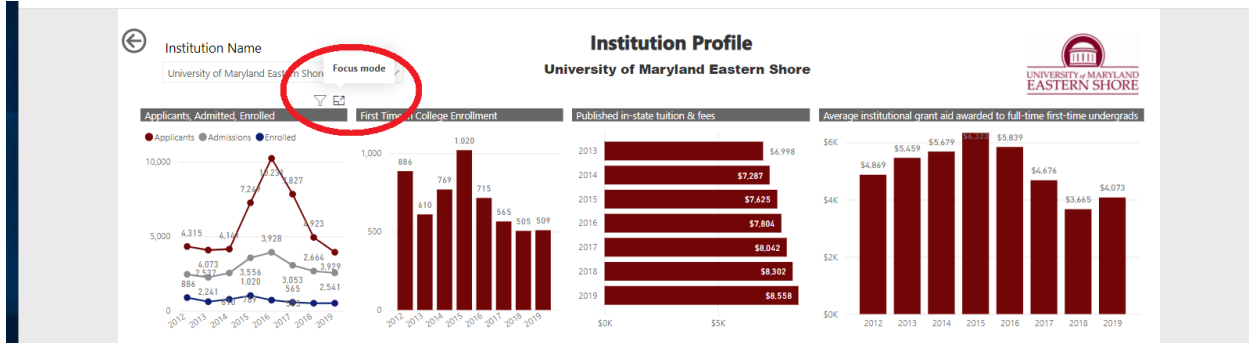


SUGGESTIONS

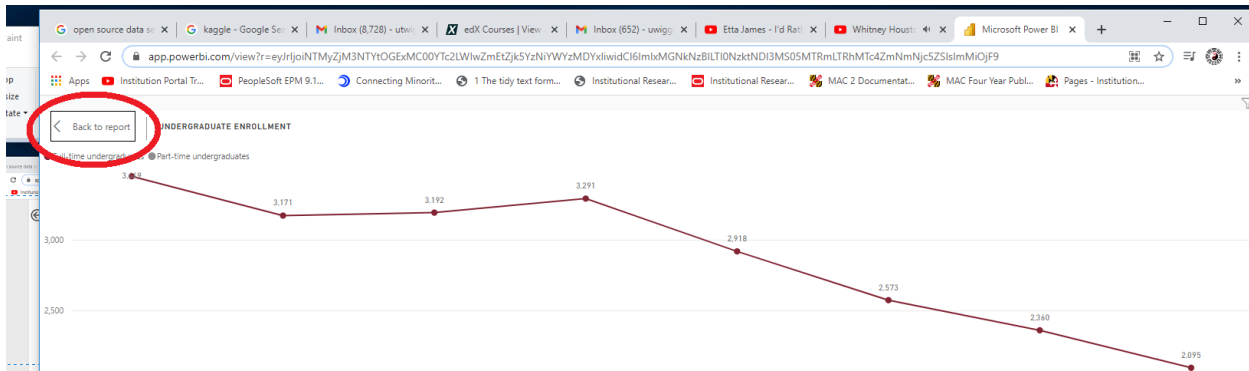
- See details of a specific data point.
 - Place the cursor over a data point.



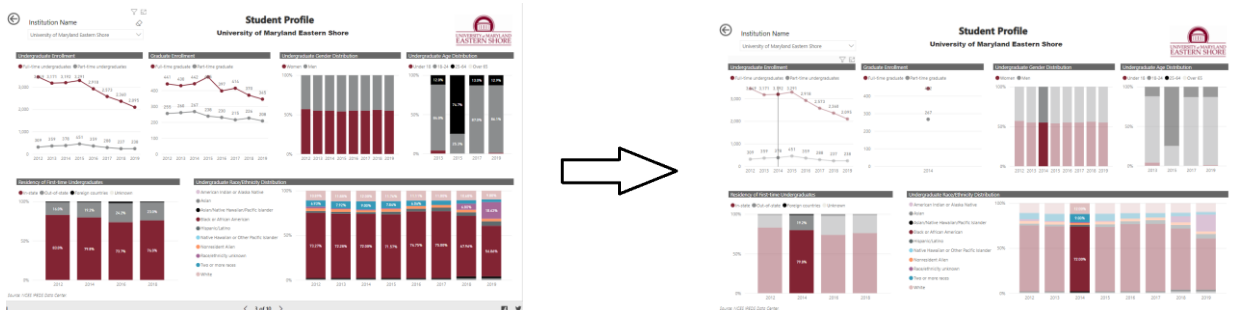
- Try “Focus Mode”(Enlarge)
 - Move the cursor to the upper right corner of a module and left-click the focus mode icon.



- To return, click the “Back to report”



- Select a single year and see a focus across multiple modules. Select a data point in a module and watch the page change.



- Comparison to Peer institutions(non-public)
 - Select a school by placing the arrow over the school's name or enrollment bar and left-click the selection. Your selection's name will be bold and enrollment bar will be a dark gray.
 - To select additional schools, press and hold the CTRL button and left-click your selection of schools. Your selection's name will be bold and enrollment bar will be a dark gray.

Note: Some of the calculations may be incorrect.

